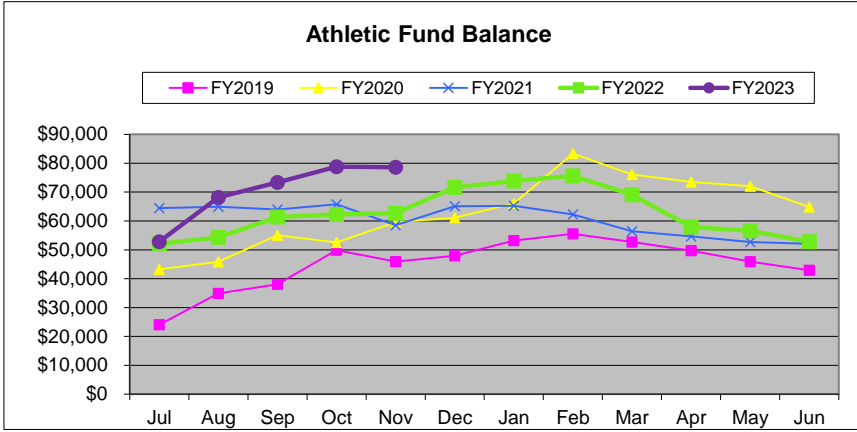
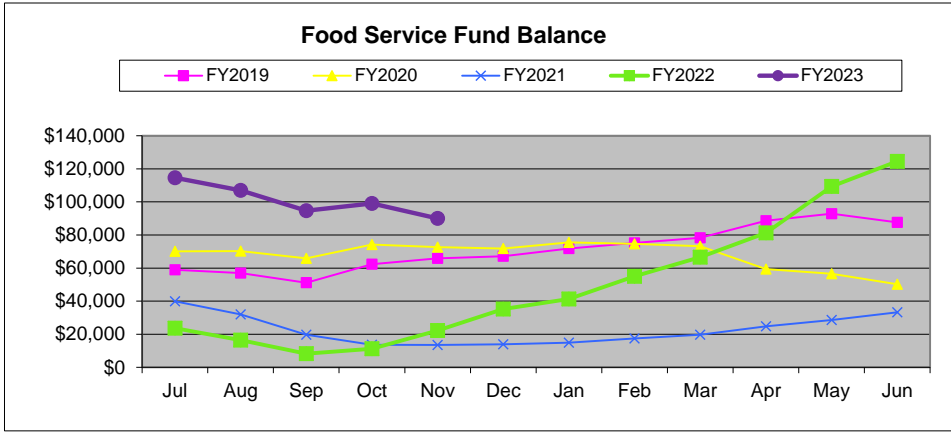


Lucas Local Schools
Monthly Finance Report
For the period ending: NOV 22



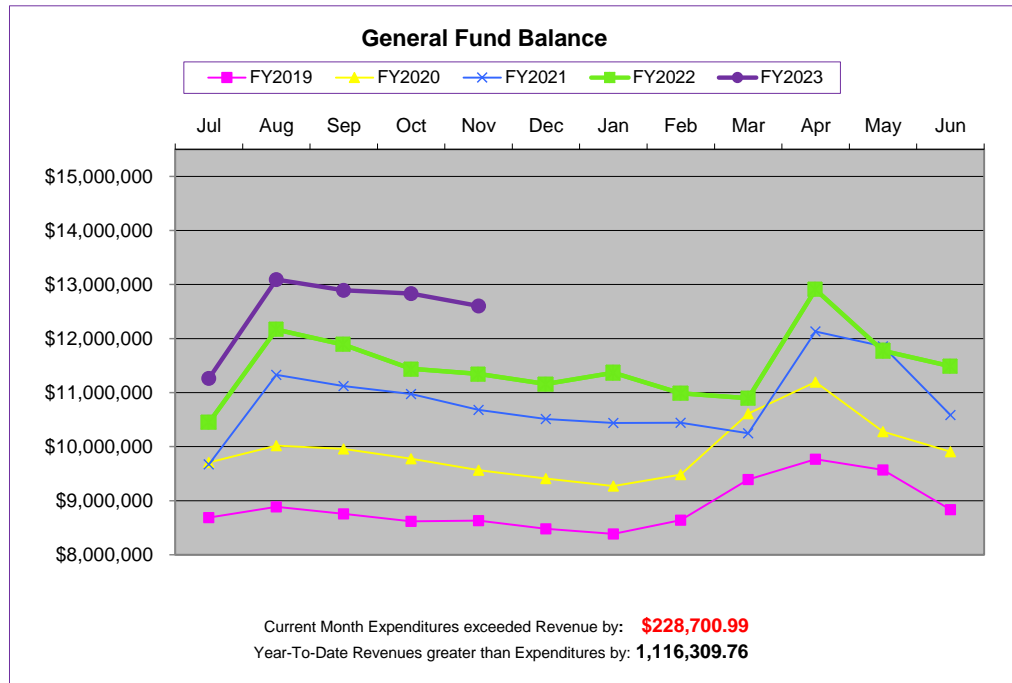
PERMANENT IMPROVEMENT FUND (003): \$ 702,835.64
CAPITAL PROJECTS FUND (070): \$2,111,790.40
Expenditures Current Month:
 Central Ohio Fending deposit per contract ck#22880 \$ (24,325.00)

Total \$ (24,325.00)

Open Purchase Orders:
 GARMANN-MILLER & ASSOC PO#5230072 \$ 215.00
 VASCO ASPHALT COMPANY PO#5230206 \$ 7,500.00
 CENTRAL OHIO FENCING PO#5230443 \$ 24,325.00

Total \$ 32,040.00

Amount Available for Projects: \$ 2,782,586.04



General Fund Information:

Ending cash balance as of June 30, 2022:	\$11,487,034	Actual (updated 6/30/2022)
Forecasted Ending cash balance June 30, 2023:	\$11,396,792	updated 11/15/2022
Forecasted Ending cash balance June 30, 2024:	\$11,827,202	updated 11/15/2022
Forecasted Ending cash balance June 30, 2025:	\$11,945,173	updated 11/15/2022
Forecasted Ending cash balance June 30, 2026:	\$11,848,255	updated 11/15/2022
Forecasted Ending cash balance June 30, 2027:	\$11,598,639	updated 11/15/2022

Gross Depository Balances:

Richland Bank General	\$149,544.00
Richland Bank Sweep	\$319,732.69
Richland Bank Payment	\$1,000.00
Richland Bank MM Savings	\$182,486.23
Star Ohio	\$11,406,266.76
Richland Bank Athletic	\$2,491.50

Total Depository Balances (Gross)		\$12,061,521.18
-----------------------------------	--	-----------------

Adjustments to Bank Balance:

Cash in Transit to Bank	\$0.00
Outstanding Checks	(\$98,986.00)
Adjustments:	
Athletic Checking	(\$2,491.50)

Total Adjustments to Bank Balance		(\$101,477.50)
-----------------------------------	--	----------------

Investments:

Treasury Bonds and Notes	\$0.00
Certificate of Deposits	\$0.00
Other Securities	\$0.00
Other Investments:	
Richland Bank Investments (Cost Basis)	\$3,967,556.98

Total Investments		\$3,967,556.98
-------------------	--	----------------

Cash on Hand:

Petty Cash:	
Change Cash:	
BOARD,ELEM, MS,HS,ST ACT OFFICE CHANGE FUND	\$350.00
ATHLETICS CHANGE FUND	\$1,200.00
Cash with Fiscal Agent	\$0.00

Total Cash on Hand		\$1,550.00
--------------------	--	------------

Total Balances		\$15,929,150.66
----------------	--	-----------------

Total Fund Balance		\$15,929,150.66
--------------------	--	-----------------

Depository Clearance Accounts:

Total Clearance Account Balances		\$0.00
----------------------------------	--	--------

Treasurer

LUCAS LOCAL SCHOOL DISTRICT

Cash Summary Report

FUND/SCC	Description	Initial Cash	MTD Received	FYTD Received	MTD Expended	FYTD Expended	Fund Balance	Encumbrance	Unencumbered Balance
001-0000	GENERAL FUND	\$ 11,404,321.97	\$ 285,948.76	\$ 3,692,122.71	\$ 514,104.98	\$ 2,589,716.28	\$ 12,506,728.40	\$ 1,189,244.77	\$ 11,317,483.63
001-9003	ECONOMIC DISADVANTAGED	66,687.08	0.00	0.00	0.00	68.31	66,618.77	0.00	66,618.77
001-9300	CASINO REVENUES SET ASIDE	16,025.10	0.00	17,340.05	544.77	3,368.41	29,996.74	21,770.27	8,226.47
003-9096	PERMANENT IMPROVEMENT	1,018,602.64	0.00	0.00	24,325.00	315,767.00	702,835.64	32,040.00	670,795.64
006-0000	FOOD SERVICES FUND	124,502.29	11,539.71	53,181.13	20,609.98	87,689.04	89,994.38	131,083.75	(41,089.37)
007-9001	SPECIAL TRUST - ELEM FACULTY	654.32	2.13	7.93	0.00	0.00	662.25	0.00	662.25
007-9003	SPECIAL TRUST - M.S. & H.S. FACULTY	117.47	0.38	1.42	0.00	0.00	118.89	0.00	118.89
007-9004	Cathy Gilbert Memorial	1,890.54	6.17	22.91	0.00	0.00	1,913.45	0.00	1,913.45
007-9011	MICHAEL C. FANELLO MEMORIAL SCHOLARSHIP	19,451.80	63.45	235.68	0.00	0.00	19,687.48	1,500.00	18,187.48
008-9095	ENDOWMENT FUND	9,820.56	32.03	118.97	0.00	0.00	9,939.53	500.00	9,439.53
008-9096	Scholarship fund Shelby Cooper	0.00	0.00	3,000.00	0.00	0.00	3,000.00	3,000.00	0.00
008-9099	ENDOWMENT-CHRISTINE WYKA SCHOLARSHIP	32,490.90	105.98	393.66	0.00	0.00	32,884.56	500.00	32,384.56
008-9100	LSSF SCHOLARSHIP FUND	5,007.68	8.20	37.28	0.00	2,500.00	2,544.96	2,500.00	44.96
018-9001	PUBLIC SCHOOL SUPPORT FUND - ELEMENTARY	7,466.28	0.00	18.44	261.61	625.77	6,858.95	52.89	6,806.06
018-9002	PUBLIC SCHOOL SUPPORT FUND - MIDDLE SCHOOL	617.50	7.44	7.44	76.79	163.65	461.29	504.46	(43.17)
018-9003	PUBLIC SCHOOL SUPPORT FUND - HIGH SCHOOL	3,681.17	0.00	144.98	0.00	109.66	3,716.49	1,649.90	2,066.59
018-9004	SUPT/TREAS FLOWER/FUNDRSR	20.98	0.00	0.00	0.00	0.00	20.98	0.00	20.98
019-9105	PARK NATIONAL BANK TEACHER GRANT M. WARNER	250.00	0.00	0.00	0.00	153.00	97.00	0.00	97.00
019-9501	Academic Booster's Mini Grant	1,307.74	0.00	0.00	0.00	0.00	1,307.74	0.00	1,307.74
019-9700	LUCAS LOCAL SCHOOL SUSTAINING FUND	15,027.22	0.00	5,900.90	0.00	8,411.47	12,516.65	3,114.16	9,402.49
020-0000	FARM	2,248.16	0.00	0.00	0.00	0.00	2,248.16	0.00	2,248.16
070-9021	CAPITAL PROJECTS FUND	2,111,790.40	0.00	0.00	0.00	0.00	2,111,790.40	0.00	2,111,790.40
200-9001	DRAMA CLUB-ELEMENTARY	86.56	0.00	0.00	0.00	0.00	86.56	0.00	86.56
200-9002	DRAMA CLUB-MIDDLE SCHOOL	665.08	0.00	0.00	0.00	0.00	665.08	0.00	665.08
200-9015	CLASS OF 2015	1,070.40	0.00	0.00	0.00	0.00	1,070.40	0.00	1,070.40
200-9016	CLASS OF 2016	0.00	0.00	0.00	0.00	0.00	0.00	0.00	0.00
200-9017	CLASS OF 2017	887.97	0.00	0.00	0.00	0.00	887.97	0.00	887.97
200-9018	CLASS OF 2018	1,112.23	0.00	0.00	0.00	0.00	1,112.23	0.00	1,112.23
200-9019	CLASS OF 2019	869.73	0.00	0.00	0.00	0.00	869.73	0.00	869.73
200-9020	CLASS OF 2020	0.00	0.00	0.00	0.00	0.00	0.00	0.00	0.00
200-9021	CLASS OF 2021	351.22	0.00	0.00	0.00	0.00	351.22	0.00	351.22
200-9022	CLASS OF 2022	1,255.65	0.00	0.00	0.00	999.26	256.39	30.40	225.99
200-9023	CLASS OF 2023	1,976.04	20.00	700.00	0.00	0.00	2,676.04	600.00	2,076.04
200-9024	CLASS OF 2024	1,360.00	618.00	1,338.00	0.00	0.00	2,698.00	0.00	2,698.00
200-9025	CLASS OF 2025	520.00	40.00	740.00	0.00	0.00	1,260.00	0.00	1,260.00

LUCAS LOCAL SCHOOL DISTRICT

Cash Summary Report

FUND/SCC	Description	Initial Cash	MTD Received	FYTD Received	MTD Expended	FYTD Expended	Fund Balance	Encumbrance	Unencumbered Balance
200-9026	CLASS OF 2026	\$ 0.00	\$ 0.00	\$ 640.00	\$ 0.00	\$ 0.00	\$ 640.00	\$ 0.00	\$ 640.00
200-9125	FRENCH CLUB	1,151.71	0.00	0.00	0.00	0.00	1,151.71	0.00	1,151.71
200-9128	SPANISH CLUB	713.25	0.00	0.00	0.00	0.00	713.25	0.00	713.25
200-9144	DESTINATION IMAGINATION	64.16	0.00	0.00	0.00	0.00	64.16	0.00	64.16
200-9330	F F A	12,445.34	0.00	0.00	0.00	505.00	11,940.34	1,346.00	10,594.34
200-9440	MUSIC ACTIVITIES	10,986.02	0.00	0.00	0.00	10,986.02	0.00	0.00	0.00
200-9470	CHOIR	580.54	0.00	0.00	0.00	0.00	580.54	0.00	580.54
200-9611	ELEM STUDENT COUNCIL	2,340.59	0.00	121.53	0.00	0.00	2,462.12	127.00	2,335.12
200-9612	MIDDLE SCHOOL STUDENT COUNCIL	2,570.08	0.00	0.00	0.00	0.00	2,570.08	100.00	2,470.08
200-9613	HS STUDENT COUNCIL	3,714.64	0.00	1,350.75	88.22	1,068.96	3,996.43	504.40	3,492.03
200-9680	YEARBOOK	11,291.89	500.00	1,190.00	0.00	319.65	12,162.24	3,351.11	8,811.13
200-9690	NEWSPAPER	621.59	0.00	0.00	0.00	0.00	621.59	0.00	621.59
200-9710	LUCAS ACADEMIC HONOR SOCIETY	0.00	20.00	218.00	50.00	50.00	168.00	0.00	168.00
200-9810	LUCAS SCHOOLS PEP CLUB	632.60	0.00	0.00	0.00	0.00	632.60	200.00	432.60
300-9001	ELEM/MS LIBRARY	9,476.31	3,973.11	4,678.52	4,987.15	7,411.30	6,743.53	5,051.09	1,692.44
300-9003	HS LIBRARY	983.78	0.00	48.30	0.00	0.00	1,032.08	0.00	1,032.08
300-9440	BAND/MUSIC DIST MANAGED ACT ACCT	0.00	0.00	11,817.52	162.98	753.79	11,063.73	75.89	10,987.84
300-9500	ATHLETIC	52,824.59	3,445.00	47,874.02	3,622.00	22,076.98	78,621.63	38,814.84	39,806.79
300-9510	ATHLETICS - HS FOOTBALL	15,831.15	1,530.00	1,831.00	0.00	8,069.98	9,592.17	960.00	8,632.17
300-9511	ATHLETICS - MS FOOTBALL	87.67	0.00	0.00	0.00	0.00	87.67	0.00	87.67
300-9520	ATHLETICS - BOYS HS BASKETBALL	1,045.99	2,102.00	3,801.00	0.00	0.00	4,846.99	5,000.00	(153.01)
300-9521	ATHLETICS - BOYS MS BASKETBALL	98.61	0.00	0.00	0.00	0.00	98.61	0.00	98.61
300-9525	ATHLETICS - GIRLS HS BASKETBALL	436.68	1,095.00	1,095.00	0.00	0.00	1,531.68	1,190.50	341.18
300-9526	ATHLETICS - GIRLS MS BASKETBALL	52.44	0.00	0.00	0.00	0.00	52.44	0.00	52.44
300-9528	ATHLETICS - WRESTLING	3,900.11	0.00	0.00	0.00	0.00	3,900.11	0.00	3,900.11
300-9530	ATHLETICS - BASEBALL	2,246.63	0.00	1,500.00	0.00	2,018.59	1,728.04	855.00	873.04
300-9540	ATHLETICS - SOFTBALL	2,235.47	0.00	9,392.00	0.00	1,360.00	10,267.47	0.00	10,267.47
300-9550	ATHLETICS - HS VOLLEYBALL	1,168.97	0.00	3,848.50	0.00	3,182.89	1,834.58	144.00	1,690.58
300-9551	ATHLETICS - MS VOLLEYBALL	0.00	0.00	0.00	0.00	0.00	0.00	0.00	0.00
300-9553	ATHLETICS - HS CHEERLEADING	3,373.28	0.00	1,712.85	2,253.46	4,325.22	760.91	170.68	590.23
300-9554	ATHLETICS - MS CHEERLEADING	107.80	0.00	0.00	0.00	0.00	107.80	0.00	107.80
300-9560	ATHLETICS - HS CROSS COUNTRY	744.34	0.00	280.00	0.00	0.00	1,024.34	0.00	1,024.34
300-9561	ATHLETICS - MS CROSS COUNTRY	220.11	0.00	0.00	0.00	0.00	220.11	0.00	220.11
300-9570	ATHLETICS - HS TRACK & FIELD	2,224.86	0.00	84.00	0.00	330.60	1,978.26	0.00	1,978.26

LUCAS LOCAL SCHOOL DISTRICT
Cash Summary Report

Table with 10 columns: FUND/SCC, Description, Initial Cash, MTD Received, FYTD Received, MTD Expended, FYTD Expended, Fund Balance, Encumbrance, Unencumbered Balance. Rows include various fund codes and descriptions such as ATHLETICS - MS TRACK & FIELD, eTech Ohio Connectivity Subsidy, DATA COMMUNICATION FUND, etc.

LUCAS LOCAL SCHOOL DISTRICT

Cash Summary Report

FUND/SCC	Description	Initial Cash	MTD Received	FYTD Received	MTD Expended	FYTD Expended	Fund Balance	Encumbrance	Unencumbered Balance
590-9022	TITLE II-A FY-2021	\$ 0.00	\$ 0.00	\$ 0.00	\$ 0.00	\$ 0.00	\$ 0.00	\$ 0.00	\$ 0.00
590-9023	TITLE II-A	0.00	5,545.68	5,545.68	2,772.84	8,318.52	(2,772.84)	0.00	(2,772.84)
599-9021	TITLE IV-A Student Sprt & Acad Enrichment	0.00	0.00	0.00	0.00	0.00	0.00	0.00	0.00
599-9022	TITLE IV-A Student Sprt & Acad Enrichment	0.00	0.00	0.00	0.00	0.00	0.00	0.00	0.00
599-9023	TITLE IV-A Student Sprt & Acad Enrichment	0.00	0.00	0.00	0.00	0.00	0.00	0.00	0.00
599-9821	ARPA 2021 K-12 SCHOOL SAFETY GRANT	0.00	0.00	149,100.67	0.00	0.00	149,100.67	1,305.00	147,795.67
599-9917	REAP 7/1/2021-09/30/2022	0.00	0.00	0.00	0.00	0.00	0.00	0.00	0.00
599-9920	EPA Clean Diesel Rebate Program CFDA 66.039	0.00	0.00	0.00	0.00	0.00	0.00	0.00	0.00
599-9922	REAP 7/1/2020-09/30/2021	0.00	0.00	5,259.80	0.00	5,259.80	0.00	0.00	0.00
599-9923	REAP 7/1/2021-09/30/2022	0.00	0.00	0.00	0.00	0.00	0.00	0.00	0.00
Grand Total		\$ 15,025,330.57	\$ 352,833.00	\$ 4,093,619.28	\$ 598,219.55	\$ 3,189,799.19	\$ 15,929,150.66	\$ 1,496,818.93	\$ 14,432,331.73

Lucas Local School District Investment Report

Invest #	Issue Date	Maturity Date	Description	Interest Rate	Invested Amount
1094	12/5/2017	12/5/2022	American Express Centurion CD 02587D2Q0	2.500%	\$ 200,000.00
1095	12/15/2017	12/15/2022	First NE Bank Nebraska CD 33583FAC6	2.250%	\$ 200,000.00
1096	1/10/2018	1/10/2023	Wells Fargo CD 979763MM5	2.600%	\$ 50,000.00
2101	8/11/2021	2/17/2023	Goldman Sachs Bk USA	0.200%	\$ 150,000.00
2102	8/11/2021	2/27/2023	UBS Bk USA Salt Lake City UT	0.200%	\$ 150,000.00
1097	2/28/2018	2/28/2023	Ohio Valley Bank CD 677721CS9	2.600%	\$ 25,000.00
1098	3/6/2018	3/6/2023	State Bank of India ny 856285JS1	3.000%	\$ 225,000.00
2110	9/9/2021	9/8/2023	Industrial & Colm Bk China 45581ECQ2	0.250%	\$ 200,000.00
2113	9/15/2021	9/15/2023	Vertex Cmnty Bk NA Dallas 923450cp3	0.200%	\$ 200,000.00
2112	10/1/2021	10/10/2023	Synchrony Bank CD 87165he63	0.400%	\$ 198,000.00
2204	4/4/2022	10/19/2023	JPMORGAN CHASE	2.000%	\$ 235,000.00
2114	11/18/2021	11/24/2023	Capital One Natl Assn Va	0.500%	\$ 200,000.00
2111	9/15/2021	12/15/2023	Bank Ozk 06417nb69	0.180%	\$ 200,000.00
2205	5/9/2022	11/12/2024	UBS Bk USA Salt Lake City UT	3.000%	\$ 200,000.00
2206	5/31/2022	12/2/2024	ALLY BK MIDVALE UTAH	3.000%	\$ 200,000.00
2209	9/9/2022	9/15/2025	Morgan Stanley Bk	3.550%	\$ 200,000.00
2209-2	9/9/2022	9/29/2025	Ephrata Natl Bk	3.650%	\$ 200,000.00
2209-3	9/9/2022	9/28/2026	Security Bk & Tr Co Paris	3.850%	\$ 200,000.00
2209-4	9/19/2022	9/30/2026	Morgan Stanley Private Bk	4.050%	\$ 200,000.00
		1/28/2027	Southern Bank (Georgia)	4.300%	\$ 150,000.00
		10/6/2027	Hardin Cnty Svgs Bk Eldora	4.750%	\$ 200,000.00
Total Investments at Maturity:					\$ 3,783,000.00
		3/23/2023	U.S. Treasury T-Bills		\$ 150,000.00
			Money Market - Northern Instl Govt Select	1.100%	\$ 36,968.47
GRAND TOTAL:					\$ 3,969,968.47

Start Date: 11/01/2022

End Date: 11/30/2022

LUCAS LOCAL SCHOOL DISTRICT MONTHLY CHECK REGISTER

Check Number	Type	Date	Name	Vendor #	Status	Reconcile Date	Void Date	Amount
0	PAYROLL	11/10/2022	LUCAS LOCAL SCHOOL DISTRICT		RECONCILED	11/10/2022		\$ 152,618.10
0	PAYROLL	11/25/2022	LUCAS LOCAL SCHOOL DISTRICT		RECONCILED	11/25/2022		154,158.14
0	ACCOUNTS_PAYABLE	11/3/2022	BRIGHTSPEED	131227	RECONCILED	11/8/2022		57.82
0	ACCOUNTS_PAYABLE	11/3/2022	DIRECT ENERGY BUSINESS	931258	RECONCILED	11/15/2022		261.45
0	ACCOUNTS_PAYABLE	11/3/2022	FIRELANDS ELECTRIC COOP	988500	RECONCILED	11/14/2022		361.70
0	ACCOUNTS_PAYABLE	11/3/2022	HERITAGE COOPERATIVE	396983	RECONCILED	11/7/2022		2,728.83
0	ACCOUNTS_PAYABLE	11/17/2022	HERITAGE COOPERATIVE	396983	RECONCILED	11/21/2022		20,374.44
0	ACCOUNTS_PAYABLE	11/28/2022	HILLYARD OHIO	232220	RECONCILED	11/29/2022		583.08
0	ACCOUNTS_PAYABLE	11/28/2022	LOWE'S CREDIT SERVICES	165615	RECONCILED	11/30/2022		1,762.07
0	ACCOUNTS_PAYABLE	11/17/2022	NAPA AUTO PARTS	397311	RECONCILED	11/18/2022		237.35
0	ACCOUNTS_PAYABLE	11/17/2022	OHIO.NET INTERNET PROVIDERS	931559	RECONCILED	11/22/2022		178.02
0	ACCOUNTS_PAYABLE	11/29/2022	PARK NATIONAL BANK	900300	RECONCILED	11/29/2022		6,259.93
0	ACCOUNTS_PAYABLE	11/29/2022	SCHOOL EMPLOYEES RETIREMENT	902003	RECONCILED	11/29/2022		16,566.51
0	ACCOUNTS_PAYABLE	11/17/2022	SPECTRUM COMMUNICATIONS	902009	RECONCILED	11/28/2022		271.72
0	ACCOUNTS_PAYABLE	11/29/2022	STATE TEACHERS RETIREMENT SYST	902002	RECONCILED	11/29/2022		30,229.08
0	ACCOUNTS_PAYABLE	11/28/2022	US Bank One Card	131127	RECONCILED	11/29/2022		5,665.22
22849	ACCOUNTS_PAYABLE	11/3/2022	HUNTINGTON NATIONAL BANK	397255	RECONCILED	11/16/2022		40,663.00
22850	ACCOUNTS_PAYABLE	11/3/2022	COMDOC, INC.	178795	RECONCILED	11/15/2022		173.40
22851	ACCOUNTS_PAYABLE	11/3/2022	MONGOLD, KELLY	357600	RECONCILED	11/7/2022		436.25
22852	ACCOUNTS_PAYABLE	11/3/2022	SUNGRAPHICS INC	396833	RECONCILED	11/7/2022		1,788.89
22853	ACCOUNTS_PAYABLE	11/3/2022	VILLAGE OF LUCAS	276380	RECONCILED	11/8/2022		8,275.13
22854	ACCOUNTS_PAYABLE	11/7/2022	OMEA DISTRICT 10	206385	RECONCILED	11/21/2022		19.00
22855	ACCOUNTS_PAYABLE	11/11/2022	ADENA CORPORATION	131346	RECONCILED	11/17/2022		970.00
22856	ACCOUNTS_PAYABLE	11/11/2022	GAME ONE	131372	RECONCILED	11/16/2022		382.00
22857	ACCOUNTS_PAYABLE	11/11/2022	GOLDNER ASSOCIATES, INC.	131189	RECONCILED	11/17/2022		254.96
22858	ACCOUNTS_PAYABLE	11/11/2022	RIVERSIDE ASSESSMENTS, LLC	231321	OUTSTANDING			2,678.00
22859	ACCOUNTS_PAYABLE	11/11/2022	TOWN MONEY SAVER INC	131616	RECONCILED	11/16/2022		2,296.00
22860	ACCOUNTS_PAYABLE	11/17/2022	ALFRED NICKLES BAKERY	204500	RECONCILED	11/22/2022		278.62
22861	ACCOUNTS_PAYABLE	11/17/2022	CARDINAL BUS SALES	396769	RECONCILED	11/23/2022		576.70
22862	ACCOUNTS_PAYABLE	11/17/2022	CINTAS CORPORATION #003	131183	RECONCILED	11/23/2022		144.09
22863	ACCOUNTS_PAYABLE	11/17/2022	COLUMBIA GAS	55990	RECONCILED	11/29/2022		987.77
22864	ACCOUNTS_PAYABLE	11/17/2022	ESC OF CENTRAL OHIO	397294	RECONCILED	11/23/2022		6,336.45
22865	ACCOUNTS_PAYABLE	11/17/2022	FRALEY, KAITLYN	396827	RECONCILED	11/29/2022		115.05
22866	ACCOUNTS_PAYABLE	11/17/2022	G & L SUPPLY CO	96450	RECONCILED	11/23/2022		2,008.23
22867	ACCOUNTS_PAYABLE	11/17/2022	GIONINIO'S PIZZA	397180	RECONCILED	11/23/2022		252.90
22868	ACCOUNTS_PAYABLE	11/17/2022	GORDON FOOD SERVICE	105225	RECONCILED	11/22/2022		8,421.11
22869	ACCOUNTS_PAYABLE	11/17/2022	GRAINGER INC	105375	RECONCILED	11/22/2022		850.58
22870	ACCOUNTS_PAYABLE	11/17/2022	J.W. PEPPER & SON, INC.	210900	RECONCILED	11/22/2022		143.98
22871	ACCOUNTS_PAYABLE	11/17/2022	KIMBALL MIDWEST	397105	RECONCILED	11/23/2022		299.62

Start Date: 11/01/2022

End Date: 11/30/2022

LUCAS LOCAL SCHOOL DISTRICT

MONTHLY CHECK REGISTER

Check Number	Type	Date	Name	Vendor #	Status	Reconcile Date	Void Date	Amount
22872	ACCOUNTS_PAYABLE	11/17/2022	MID OHIO EDUCATIONAL SERV CTR	227880	RECONCILED	11/28/2022		\$ 1,000.00
22873	ACCOUNTS_PAYABLE	11/17/2022	US BANK EQUIPMENT FINANCE	211135	RECONCILED	11/22/2022		1,684.02
22874	ACCOUNTS_PAYABLE	11/17/2022	PETERS, KALIAL & MARKAKIS	183088	RECONCILED	11/22/2022		972.00
22875	ACCOUNTS_PAYABLE	11/17/2022	SMITHFOODS INC	252305	RECONCILED	11/22/2022		1,332.16
22876	ACCOUNTS_PAYABLE	11/17/2022	TRUCK SALES & SERVICE, INC.	116090	RECONCILED	11/22/2022		304.76
22877	ACCOUNTS_PAYABLE	11/18/2022	OALSS/DENISE HALL	396570	RECONCILED	11/30/2022		209.00
22878	ACCOUNTS_PAYABLE	11/18/2022	TEAMLEADER	131528	OUTSTANDING			1,933.50
22879	ACCOUNTS_PAYABLE	11/22/2022	CAMP, WAYNE	307900	RECONCILED	11/30/2022		181.74
22880	ACCOUNTS_PAYABLE	11/22/2022	CENTRAL OHIO FENCING	131341	OUTSTANDING			26,200.00
22881	ACCOUNTS_PAYABLE	11/22/2022	COLUMBUS STATE COMM COL BOOKSTORE	131777	RECONCILED	12/1/2022		572.74
22882	ACCOUNTS_PAYABLE	11/22/2022	CUTHBERTSON, AMY	131415	RECONCILED	11/30/2022		50.00
22883	ACCOUNTS_PAYABLE	11/22/2022	FOLLETT SCHOOL SOLUTIONS INC.	91875	RECONCILED	11/28/2022		1,538.24
22884	ACCOUNTS_PAYABLE	11/22/2022	HERMAN, BRADLEY	131456	RECONCILED	11/28/2022		770.47
22885	ACCOUNTS_PAYABLE	11/22/2022	JOSTENS INC	141530	RECONCILED	11/28/2022		561.90
22886	ACCOUNTS_PAYABLE	11/22/2022	NORTH CENTRAL STATE COLLEGE	205400	RECONCILED	11/30/2022		114.25
22887	ACCOUNTS_PAYABLE	11/22/2022	OHIO SCHOLARS ASSOCIATION	131643	RECONCILED	11/29/2022		50.00
22888	ACCOUNTS_PAYABLE	11/22/2022	PORT-A-COOK CATERING INC	397303	OUTSTANDING			256.25
22889	ACCOUNTS_PAYABLE	11/22/2022	RICHLAND COUNTY	229025	RECONCILED	11/29/2022		1,240.00
22890	ACCOUNTS_PAYABLE	11/22/2022	SCHOLASTIC INC	235995	RECONCILED	11/29/2022		3,448.91
22891	REFUND	11/23/2022	TIFFANY FOSS	397451	OUTSTANDING			38.80
22892	REFUND	11/23/2022	KATIE PESKAY	397450	RECONCILED	12/1/2022		7.10
22893	REFUND	11/23/2022	PIONEER CAREER &	212145	RECONCILED	11/29/2022		1,898.00
22894	REFUND	11/23/2022	AMANDA SAUDER	396857	OUTSTANDING			50.00
22895	REFUND	11/23/2022	JEN SCOTT	240659	OUTSTANDING			13.65
22896	REFUND	11/23/2022	MEGAN WILLIAMS	399220	OUTSTANDING			6.10
22897	ACCOUNTS_PAYABLE	11/29/2022	AGPARTS WORLDWIDE, INC.	8852	OUTSTANDING			79.95
22898	ACCOUNTS_PAYABLE	11/29/2022	AVIDXCHANGE	131611	OUTSTANDING			960.00
22899	ACCOUNTS_PAYABLE	11/29/2022	BUREAU OF EDUCATION & RESEARCH, INC	38775	OUTSTANDING			978.00
22900	ACCOUNTS_PAYABLE	11/29/2022	G & L SUPPLY CO	96450	OUTSTANDING			123.85
22901	ACCOUNTS_PAYABLE	11/29/2022	LUCAS FOOD SERVICE	396189	RECONCILED	11/30/2022		59.81
22902	ACCOUNTS_PAYABLE	11/29/2022	QUILL CORPORATION	218550	OUTSTANDING			14.72
22903	ACCOUNTS_PAYABLE	11/29/2022	STARK COUNTY COG	397268	OUTSTANDING			64,992.61
22904	ACCOUNTS_PAYABLE	11/29/2022	WELLINGTON IMPLEMENT	8775	OUTSTANDING			80.73

Grand Total **\$ 582,388.45**

LUCAS LOCAL SCHOOL DISTRICT
Monthly Summary of Revenues by Fund

Fund	Description	FYTD Receivable	FYTD Actual Receipts	MTD Actual Receipts	FYTD Balance Receivable	FYTD Percent Receivable
001	GENERAL	\$ 8,276,930.26	\$ 3,709,462.76	\$ 285,948.76	\$ 4,567,467.50	44.82 %
003	PERMANENT IMPROVEMENT	0.00	0.00	0.00	0.00	0.00
006	FOOD SERVICE	190,230.00	53,181.13	11,539.71	137,048.87	27.96
007	SPECIAL TRUST	112.00	267.94	72.13	(155.94)	239.23
008	ENDOWMENT	12,135.00	3,549.91	146.21	8,585.09	29.25
018	PUBLIC SCHOOL SUPPORT	3,435.00	170.86	7.44	3,264.14	4.97
019	OTHER GRANT	50,250.00	5,900.90	0.00	44,349.10	11.74
020	SPECIAL ENTERPRISE FUND	0.00	0.00	0.00	0.00	0.00
070	CAPITAL PROJECTS	750,000.00	0.00	0.00	750,000.00	0.00
200	STUDENT MANAGED ACTIVITY	12,200.00	6,298.28	1,198.00	5,901.72	51.63
300	DISTRICT MANAGED ACTIVITY	96,491.02	87,962.71	12,145.11	8,528.31	91.16
451	DATA COMMUNICATION FUND	5,400.00	2,700.00	0.00	2,700.00	50.00
467	Student Wellness and Success Fund	0.00	0.00	0.00	0.00	0.00
499	MISCELLANEOUS STATE GRANT FUND	0.00	0.00	0.00	0.00	0.00
507	ELEMENTARY AND SECONDARY SCHOOL EMERGENCY RELIEF FUND	171,410.60	10,918.43	0.00	160,492.17	6.37
508	GOVERNOR'S EMERGENCY EDUCATION RELIEF FUND	0.00	0.00	0.00	0.00	0.00
510	CORONA VIRUS RELIEF FUND	0.00	0.00	0.00	0.00	0.00
516	IDEA PART B GRANTS	107,102.55	30,888.41	24,079.66	76,214.14	28.84
572	TITLE I DISADVANTAGED CHILDREN	87,246.87	22,411.80	12,150.30	64,835.07	25.69
584	TITLE IV, PART A STUDENT SUPP AND ACADEMIC ENRICH	10,000.00	0.00	0.00	10,000.00	0.00
587	IDEA PRESCHOOL-HANDICAPPED	2,400.52	0.00	0.00	2,400.52	0.00
590	IMPROVING TEACHER QUALITY	14,904.77	5,545.68	5,545.68	9,359.09	37.21
599	MISCELLANEOUS FED. GRANT FUND	40,824.50	154,360.47	0.00	(113,535.97)	378.11
Grand Total		\$ 9,831,073.09	\$ 4,093,619.28	\$ 352,833.00	\$ 5,737,453.81	

LUCAS LOCAL SCHOOL DISTRICT

Spending Plan Summary

ODE Line Number	Monthly Estimate	Monthly Actual	Monthly Difference	FYDEstimate	FYDActual	FYTDDifference
01.010 General Property (Real Estate)	\$ 0.00	\$ 0.00	\$ 0.00	\$ 745,000.00	\$ 702,163.08	\$ (42,836.92)
01.020 Tangible Personal Property Tax	0.00	0.00	0.00	1,126,530.00	1,310,281.67	183,751.67
01.030 Income Tax	0.00	0.00	0.00	0.00	0.00	0.00
01.035 Unrestricted Grants-in-Aid	229,320.00	231,426.89	2,106.89	1,146,600.00	1,215,473.78	68,873.78
01.040 Restricted Grants-in-Aid	17,939.00	17,598.34	(340.66)	89,695.00	89,500.08	(194.92)
01.045 Restricted Federal Grants-in-Aid - SFSF	0.00	0.00	0.00	0.00	0.00	0.00
01.050 Property Tax Allocation	0.00	158.80	158.80	154,623.00	154,782.67	159.67
01.060 All Other Operating Revenue	29,500.00	36,614.73	7,114.73	144,356.00	231,561.31	87,205.31
01.070 Total Revenue	276,759.00	285,798.76	9,039.76	3,406,804.00	3,703,762.59	296,958.59
02.010 Proceeds from Sale of Notes	0.00	0.00	0.00	0.00	0.00	0.00
02.020 State Emergency Loans & Advancements (Approved)	0.00	0.00	0.00	0.00	0.00	0.00
02.040 Operating Transfers-In	0.00	0.00	0.00	0.00	0.00	0.00
02.050 Advances-In	0.00	0.00	0.00	0.00	0.00	0.00
02.060 All Other Financial Sources	0.00	150.00	150.00	7,000.00	5,700.17	(1,299.83)
02.070 Total Other Financing Sources	0.00	150.00	150.00	7,000.00	5,700.17	(1,299.83)
02.080 Total Revenues and Other Financing Sources	276,759.00	285,948.76	9,189.76	3,413,804.00	3,709,462.76	295,658.76
03.010 Personal Services	284,090.00	286,320.67	2,230.67	1,517,881.00	1,514,125.44	(3,755.56)
03.020 Employees' Retirement/Insurance Benefits	112,500.00	108,802.25	(3,697.75)	561,255.00	559,989.78	(1,265.22)
03.030 Purchased Services	120,000.00	43,162.50	(76,837.50)	406,063.00	248,614.66	(157,448.34)
03.040 Supplies and Materials	30,500.00	34,567.83	4,067.83	156,196.59	152,202.04	(3,994.55)
03.050 Capital Outlay	24,900.00	0.00	(24,900.00)	24,900.00	16,868.32	(8,031.68)
03.060 Intergovernmental	0.00	0.00	0.00	0.00	0.00	0.00
04.010 Debt Service: All Principal (Historical)	0.00	0.00	0.00	0.00	0.00	0.00
04.020 Debt Service: Principal-Notes	0.00	0.00	0.00	0.00	0.00	0.00
04.030 Debt Service: Principal - State Loans	0.00	0.00	0.00	0.00	0.00	0.00
04.040 Debt Service: Principal - State Advancements	0.00	0.00	0.00	0.00	0.00	0.00
04.050 Debt Service: Principal - HB 264 Loans	0.00	37,000.00	37,000.00	37,000.00	37,000.00	0.00
04.055 Debt Service: Principal - Other	0.00	0.00	0.00	0.00	0.00	0.00
04.060 Debt Service: Interest and Fiscal Charges	0.00	3,663.00	3,663.00	3,663.00	3,663.00	0.00
04.300 Other Objects	3,300.00	1,133.50	(2,166.50)	64,275.00	60,689.76	(3,585.24)
04.500 Total Expenditures	575,290.00	514,649.75	(60,640.25)	2,771,233.59	2,593,153.00	(178,080.59)
05.010 Operational Transfers - Out	0.00	0.00	0.00	0.00	0.00	0.00
05.020 Advances - Out	0.00	0.00	0.00	0.00	0.00	0.00
05.030 All Other Financing Uses	0.00	0.00	0.00	0.00	0.00	0.00
05.040 Total Other Financing Uses	0.00	0.00	0.00	0.00	0.00	0.00
05.050 Total Expenditure and Other Financing Uses	575,290.00	514,649.75	(60,640.25)	2,771,233.59	2,593,153.00	(178,080.59)
06.010 Excess Rev & Oth Financing Sources over(under) Exp & Oth F	(298,531.00)	(228,700.99)	69,830.01	642,570.41	1,116,309.76	473,739.35
07.010 Cash Balance-July1 -Excluding Proposed Renew/Replace & New	0.00	12,832,044.90	12,832,044.90	0.00	11,487,034.15	11,487,034.15
07.020 Cash Balance June 30	(298,531.00)	12,603,343.91	12,901,874.91	642,570.41	12,603,343.91	11,960,773.50
08.010 Estimated Encumbrances June 30	0.00	1,211,015.04	1,211,015.04	0.00	1,211,015.04	1,211,015.04